



151-153 Westleigh Heights
Glendale Gardens, Leigh-On-Sea, SS9 2BE

Offers Over £270,000

151-153 Westleigh Heights

Glendale Gardens, Leigh-On-Sea,
SS9 2RF

Turner Sales are excited to offer this spacious top floor apartment situated in a central Leigh on Sea location with short walks to the seafront, train station and Leigh Broadway. As well as having generous living space throughout the property it also provides allocated off street parking and wrap around balcony. The property is being offered with a lease in excess of 100 years. Call us on 01702 710 555 to book a viewing.

Entrance

Hallway

Lounge/Kitchen/Diner
22'1 x 11'5 (6.73m x 3.48m)

Kitchen Area

Lounge/Diner


Balcony

Bathroom
6'3" x 4'11" (1.91 x 1.52)

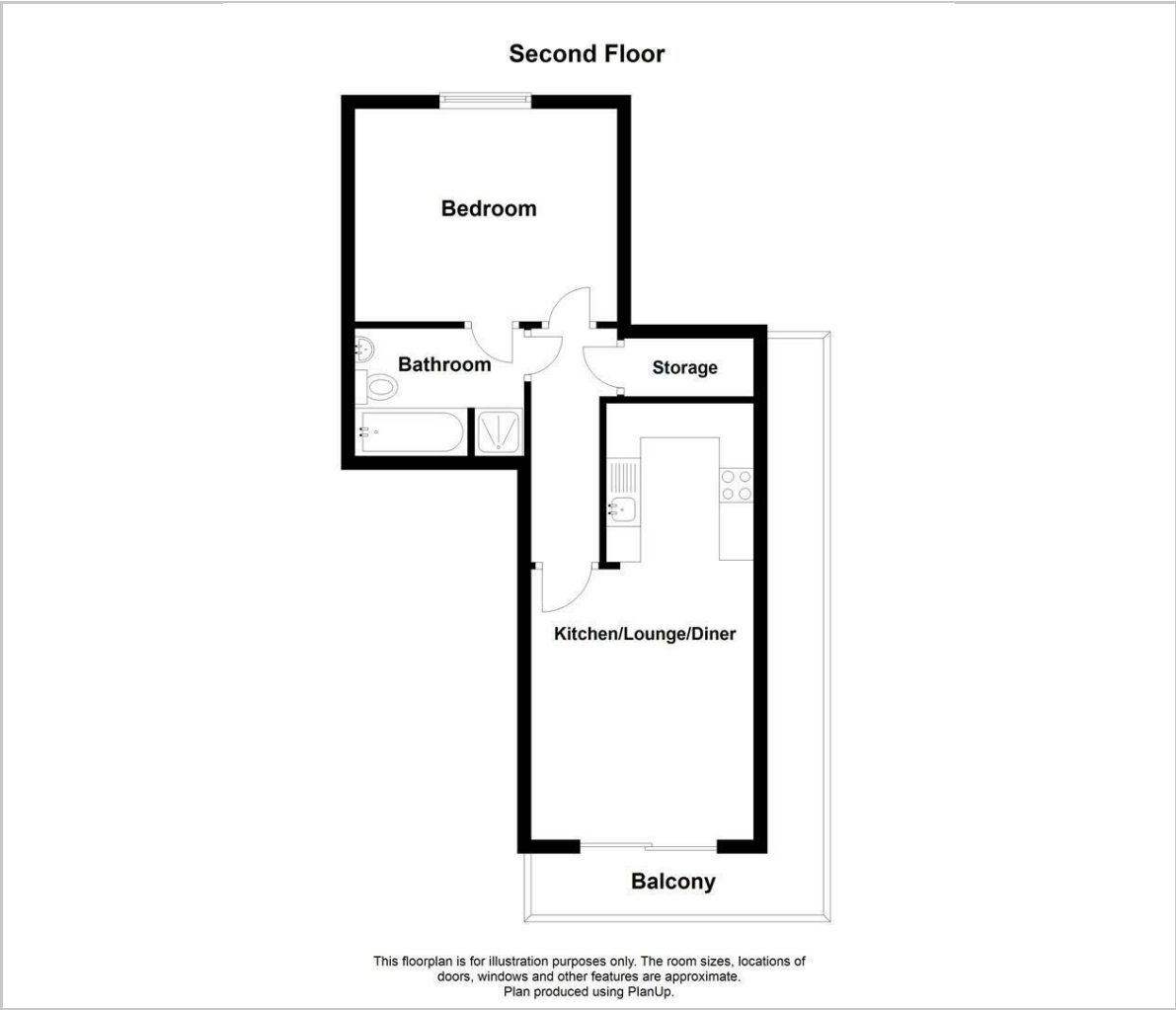
Bedroom
12'0 x 9'9 (3.66m x 2.97m)

Parking

Agents Notes



Floor Plan



Viewing

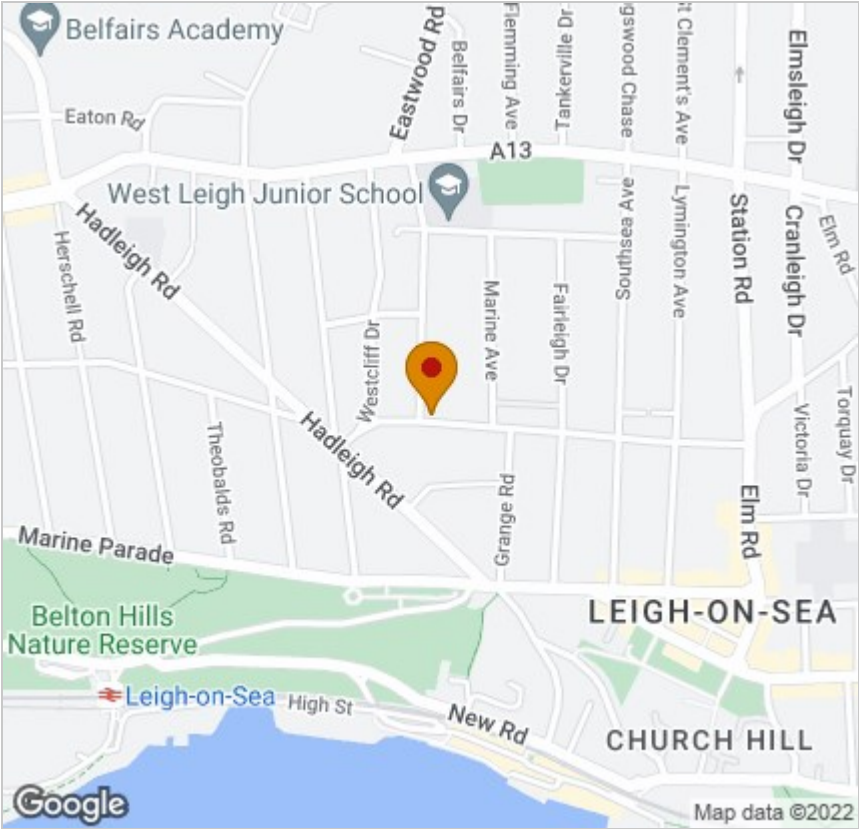
Please contact our Leigh-on-Sea Office on 01702710555 if you wish to arrange a viewing appointment for this property or require further information.

These particulars, whilst believed to be accurate are set out as a general outline only for guidance and do not constitute any part of an offer or contract. Intending purchasers should not rely on them as statements of representation of fact, but must satisfy themselves by inspection or otherwise as to their accuracy. No person in this firms employment has the authority to make or give any representation or warranty in respect of the property.



34 Broadway, Leigh-on-Sea, Essex, SS9 1AJ
Tel: 01702710555 Email: info@turnerestates.co.uk turnerestates.co.uk

Area Map



Energy Efficiency Graph

